




FLEXMAR Homeowners Garage Floor Epoxy or Polyaspartic Coating Guide



Questions Homeowners should ask potential flooring contractors:

1. *What is the material you are going to use on the floor?*

Do you have Technical Product Data Sheets?
Who is the manufacturer?
What is the Chemical make-up of the material?



2. *How many hours or days does the installation take?*

Flooring Preparation
Repairs
Installation
Return-to-Service



3. *How long will I have to store my belongings elsewhere?*

Belongings and Materials
Motor Vehicles



4. *What is the cost of the project?*

Be aware of 99¢ per sqft. or 50%-60% discounts.



5. *Are there any other recoats or refinishing processes that will occur in the following time frame?*

1 year, 2 years, 5 years, 7 years?
If so, what is the charge for these services?



6. *General cleaning*

What do you need to clean the floor?
Why do some flooring systems require shop vacs, pressure washers, wet vacs, and brooms?



7. *What happens if I spill milk, beer, oil, or another liquid on the floor?*

Is the material porous or nonporous?
Where does the liquid go? How do I clean it up?



8. *How durable is the product and will it yellow or discolor from sunlight or UV rays or peel up from hot tires?*

How durable is the product?
Wear Resistant? Impact resistant?
Resistant to household chemical spills?
Is it resistant to hot tire pickup?



9. *Loose material over time....*

Do the flakes or pebble stones, pea gravels, natural stones or chatahoochee stones become loose over time?
Can water collect in the pebble stones, freeze and loosen the stone material?



10. *Can the products be applied in all 4 seasons and in all temperatures?*



Answers for Homeowners to Commonly Asked Questions



1. *What is the material you are going to use on the floor?*

FLEXMAR® NextGen® Polyaspartics are a complete polyaspartic solution. For this and any other questions please refer to www.flexmarpolyaspartics.com



a. *Does the installer provide a Technical Data Sheet about the product?*

This is important so you know what the actual product and chemical composition of the flooring product is going to be used. Is the installer local or a franchisee who just uses a low cost private label material?

(Many of our competitors don't even know what the product they are using is made from and purchase from their suppliers based on low-cost, not on performance.)

FLEXMAR® NextGen® products have complete Technical Data Sheets available so you will know the exact material you are getting on your floor. Ask your dealer or visit our website for the Technical Data Sheets at www.flexmarpolyaspartics.com

b. *Who is the manufacturer?*


Many competitors do not know what is in the material they install on floors. Many of the installers that are franchisees say they buy from the franchisor. However, franchisors have the product private labeled and do not manufacture the product. Very few national franchise garage flooring company franchisees actually know what product they are using nor can they produce Technical Data Sheets.

FLEXMAR® - the first to introduce polyaspartics to the floor coatings industry since 2006.

2. *How many hours or days does the installation take?*

FLEXMAR® applicators talk about installation in terms of hours....not days.

Soon after your belongings can be returned to your garage within as little as 6 hours from the start of the installation. If the installer claims a "one-day floor", make sure they explain when you can walk on the floor and return it to use. From start to walk-on, how many hours does it take?



Answers for Homeowners to Commonly Asked Questions



3. *How long will I have to store my belongings elsewhere?*

With FLEXMAR®, you can store your belongings elsewhere for about 6 hours.

With most epoxy, polyurethane, polyurea, hybrid polyaspartic, or non-100% polyaspartic systems, most belongings will have to be stored elsewhere for a minimum of 24 hours.

4. *Costs - See your FLEXMAR® Applicator for a specific cost estimate.*




With FLEXMAR® floors there are no hidden fees or extra costs. No Franchise fees, no recoat or resealing fees. No extra fees to store your belongings for several days.

Other materials have a lower material cost and a higher labor cost. Higher labor costs are due to installers waiting for paint to dry and return trips of the crew over multiple days. The bar graph below demonstrates the importance of *Floor Value* which represents the quality of the materials of the floor coating. Be aware of 99¢ per sqft. or 50%-60% discounts.

With FLEXMAR®, the *Floor Value* remains on the floor as a high-quality coating material. Commercial quality coatings available to the homeowner that have lasting value, durability, and performance while returning your garage to service as little as 6 hours after the installation begins.

Material - Labor = Floor Value

The Value is left on your floor with FLEXMAR® NextGen® Polyaspartics



Be aware of providers that offer 50%-60% discounts as gimmicks.

Epoxy stone applicators offer 50%-60% discounts on stone, resins, or labor, but not on the total application as a gimmick for advertising. This discount does not apply to the total cost of the project.



5. *Recoats/Refinishing*

Specifically pebble stones, pea gravels, natural stones and chatahoochee stones require recoating of the product on a frequent interval. Make sure you find out how often this needs done and if so, who is responsible for the expense.

No need for recoats or refinishing with FLEXMAR®.

Answers for Homeowners to Commonly Asked Questions

6. & 7. *General Cleaning and Spills*



Lets be honest, the floor is going to get dirty and things are going to spill in your garage. Milk when you are hauling in groceries...or maybe orange juice. What about organic material from your yard, or even pet urine?

A Flexmar floor is nonporous and will not absorb water, spilled liquids, or dirt pick up.

With pebble stones, pea gravels, natural stones or chatahoochee stones this material permeates the surface and has access to air. These materials are absorbed by the floor and can then spoil and rot giving off terrible odors. Buyer Beware!



Cleaning up with a FLEXMAR® floor only involves a wet mop and household detergent for liquids or dirt, a broom for solids or powerwashing. The surface does not allow liquids to penetrate the coating, so you won't be crying over or smelling spilled milk. Reference the Care, Cleaning and Maintenance guide link on the FLEXMAR® website at www.flexmarpolyaspartics.com/home/resources/



8. *How durable is the product and will it yellow or discolor from sunlight or UV rays or peel up from hot tires?*

FLEXMAR® NextGen® products have up to 4 X greater wear, foot-traffic and impact resistance compared to epoxies and are non-yellowing when exposed to sunlight or UV rays. They are resistant to hot tire pick-up but not "tire staining".

9. *Loose material over time*



FLEXMAR® NextGen® products allow color flakes to be embedded in the liquid resinous coating and upon cross linking and hardening forms a seamless non-porous surface that prevents absorption of liquids, spills or dirt penetration.

Pebble stones, pea gravel or Chatahoochie stones embedded in epoxy resin binders break down over time and dislodge from the effects of freeze thaw cycles, chalking and resin breakdown from UV sunlight degradation, normal wear and sudden impact.

10. *Can the products be applied in all 4 seasons and in all temperatures?*



FLEXMAR® NextGen® All-polyaspartic Self-prime Color coat and Clear coat systems will crosslink and harden down to 0° F (-17° C) This allows for all-season application or when temperatures begin to fluctuate around 45° F or below.

At these temperatures epoxies, polyurethanes or hybrid polyaspartic products will not crosslink thus deterring their use and requires waiting for more favorable temperature conditions at a later date when temperatures remain above 45° F.

Possible Garage Flooring Systems for Homeowners

Installation Types Compared:

Types	Cost	Resists Yellowing from UV rays	Physical Durability	Installation to Walk-on Time	Recoats Necessary in 10 year Time	Installation in Cold Weather	Material Quality
Garage Floor Sealers	\$	No	Low	24-48 hours	Yes	No	Low
Garage Floor Paint	\$	No	Low	24-48 hours	Yes	No	Low
DIY Garage Floor Epoxy	\$	No	Low	24-48 hours	Yes	No	Low
Epoxy + Polyurethane or Polyaspartic Sealer	\$\$	No	Medium to High	24-48 hours	Yes*	No	Medium
Polyurea + Polyaspartic	\$\$	No	Medium to High	10-12 hours	Yes*	Yes	Medium
All Polyaspartic Systems	\$\$	Yes	High	6 hours	No	Yes	High
Pebble Stones, Pea Gravels, Natural Stones	\$\$\$\$	No	Low	24-48 hours	Yes	No	Low (loosens over time)

* if yellowing or discoloration occurs



Before

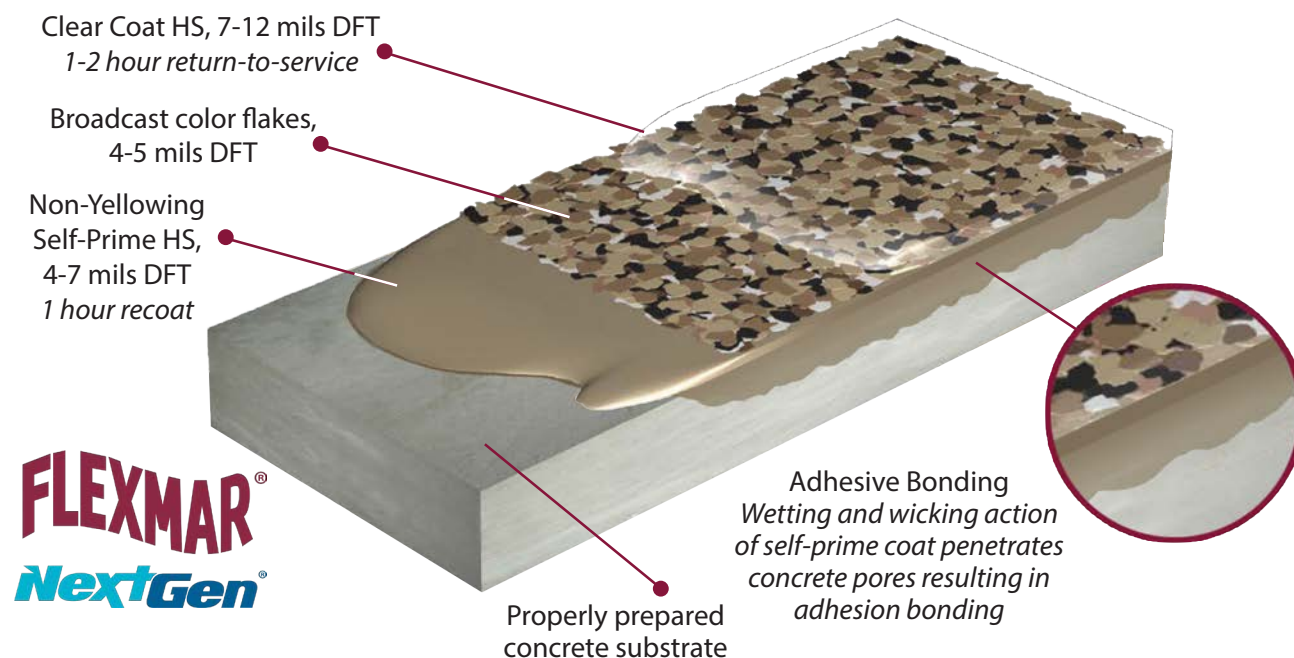


After

How does FLEXMAR® NextGen® Polyaspartics stack up against the competition?

FLEXMAR® NextGen® Polyaspartics offers 2x more floor value than Epoxies and Polyurea flooring with a true one day return to service floor.

FLEXMAR® NextGen® Polyaspartics 2-Coat High-Build with Color Flakes System 15-24 DFT



Floor Value is calculated by measuring what is left on the floor. When a resinous coating system is installed on a commercial or residential concrete floor, the measure of value is what is left when the floor coating system cures and is returned to service.

Let's compare FLEXMAR® NextGen® Polyaspartics to other epoxy and polyurea floors.

Stacking the floor value from bottom to top , we learn the following:

Primer: First, after proper surface preparation and crack repair we apply 4 to 7 mils of the non-yellowing all-polyaspartic self-prime color coat that wets, wicks, and bonds to the concrete, and while still wet accepts the 4 to 5 mils color flakes being broadcast into it.

Adhesive Strength: Our bond strength is greater than the cohesive strength of the concrete itself. Adhesion strength >500 psi ASTM-d-4514.

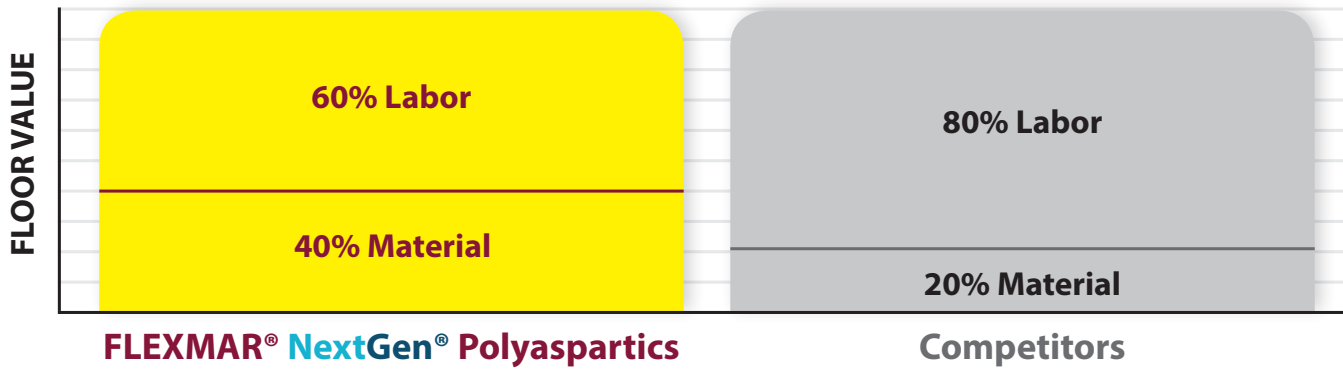
Color Flakes and Yellowing: Since the layer of color flakes do not totally block UV rays, the primer color layer can yellow and discolor. This is a critical material selection because it's generic resin composition determines if the total system will remain resistant to yellowing and discoloration from UV rays. Epoxies or polyurea primers are aromatic resins in chemical composition and will cause yellowing and discoloration when UV rays penetrate through the layer of color flakes. A 100% all polyaspartic self-prime product like FLEXMAR® NextGen® Polyaspartics is aliphatic in chemical composition and will not yellow or discolor underneath the color flakes.

Top Clear Coat: At the top of the floor system is a clear coat layer. FLEXMAR® NextGen® Polyaspartics offers 7 – 12 mils thickness. This clear coat gives a wear layer that is 4 X greater than the wear and direct impact resistance of epoxies.

FLEXMAR® NextGen® Polyaspartics Flooring stacks up against the competition by providing superior adhesion, non-yellowing, and 4x greater wear resistance. In addition, due to the quick recoat and return to service, the value remains on the floor.

Material - Labor = Floor Value

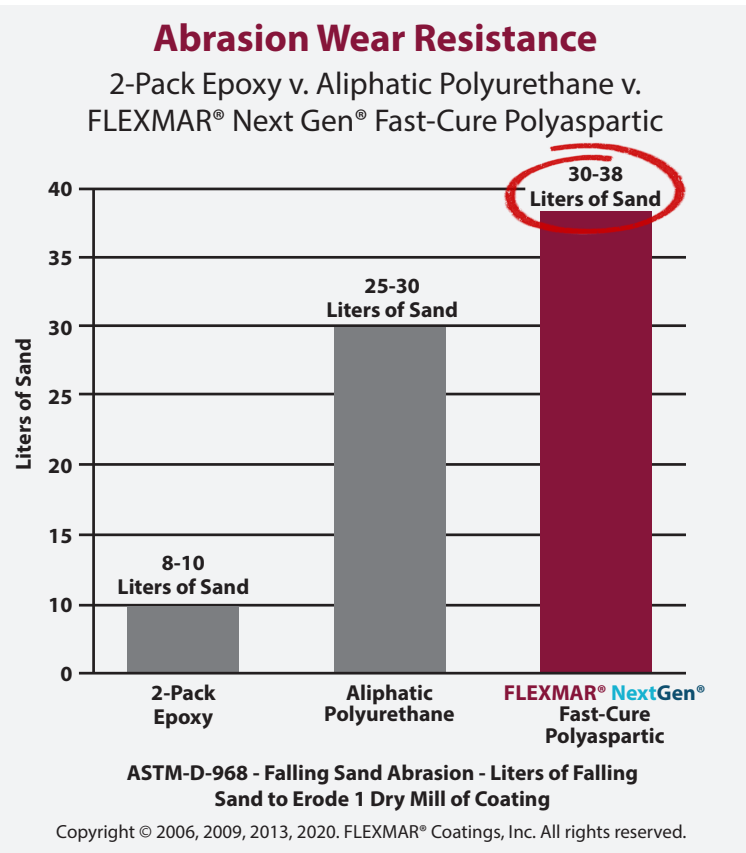
The Value is left on your floor with FLEXMAR® NextGen® Polyaspartics



The bar graph above demonstrates the importance of Floor Value which represents the quality of materials remaining on the floor.

Why is FLEXMAR® NextGen® Polyaspartics different than other coatings?

- ▶ FLEXMAR® NextGen® Polyaspartics branded label is a Commercial/Industrial Quality system for residential garage floors.
- ▶ Primer coat does not allow yellowing or discoloration underneath the flakes or chips from UV sunlight.
- ▶ 6 hours from start of installation to finish then immediate return of belongings.
- ▶ High direct impact and wear resistance 4x greater than epoxy.
- ▶ 40% of cost is material that remains on the floor. Only 20% of the epoxy or polurea system's value remains on the floor.
- ▶ Adhesion to concrete greater than cohesive strength of concrete itself: Greater than 500 psi
- ▶ FLEXMAR® NextGen® labeled containers with 100% All Polyaspartic commercial/industrial coatings with technical and safety data sheets available.
- ▶ Resistant to hot tire pickup.
- ▶ Does not support the growth of bacteria or fungus.



Typical Property Profile

- **Adhesion to Concrete**, ASTM D-4541: >500 psi concrete cohesive failure 100%.
- **Falling Sand Abrasion Resistance**, ASTM D-968: Clear, 30 liters sand/1 dry mil Pigmented, 38 liters sand/1 dry mil
- **Taber Abrasion**, ASTM D-4060: 22-28 mg loss, CS-17 wheel, 1,000 g load, 1,000 revolutions
- **Chemical Resistance**, ASTM D-1308: Refer to chemical resistance chart
- **Flexibility Mandrel Bend**, ASTM D-522: Passes, no cracking, 1/8-in. mandrel bend
- **Impact**, ASTM D-2794: 160/160 in.-lb direct/reverse, no cracking

FLEXMAR®
NextGen®

www.flexmar.com

Durable, Long-Lasting, Easy-to-Maintain Coatings for Your Home's Concrete Surfaces

FLEXMAR® NextGen® polyaspartic coating installers specialize in the preparation of concrete surfaces and the application of the highest quality concrete floor coatings available on the market. Using FLEXMAR® NextGen® products, our qualified dealers can complete your garage floor in as little as 4 hours and walk on return to service 2 hours later. The Flexmar 4-Hour Garage floor system and professional application transforms a dirty, dusty and damaged concrete floor into a clean, durable and attractive surface that fits with the rest of your home and lifestyle.



Impervious to
Chemicals



Wear
Resistant



Chip
Resistant



Color Won't
Fade or Yellow



All Temperature
Installation

FLEXMAR® NextGen® polyaspartic coatings lead the concrete coatings industry by outperforming and outlasting other polyaspartics, epoxies, and polyurethanes. They're rugged enough to withstand abrasion, scratching, and wear from heavy foot and vehicle traffic, and staining and degradation from most household foods and chemicals. But they're beautiful enough to provide a bright, clean, revitalized appearance to your home.

Since 2006

The original company to introduce polyaspartics to the concrete garage floor and commercial markets.

FLEXMAR® came onto a patented material that made it possible to successfully do a coating in one day. This was introduced at the 2006 World of Concrete and FLEXMAR® has been involved with tens of thousands of garages since then.



Learn more on our website at www.flexmarpolyaspartics.com/since-2006/



Prep


8 a.m.
Project Begins



FLEXMAR® Qualified Dealers arrive at 8 a.m. to prepare 4 Hour Garage Floor installation

Install


8 a.m. - 12 p.m.
4 Hour FLEXMAR® Garage Floor Installation



4 Hour FLEXMAR® Garage Floor Installation in as Little as 4 hours

Cure & Walk-on

12 p.m. - 2 p.m.
1-2 Hours Cure and Then Walk-On Return to Service and Return of Belongings*



FLEXMAR® NextGen® cures and is ready to walk-on and return garage contents

FLEXMAR® NextGen® 4 Hour Garage Floor Homeowner Benefits

- ☒ Restore garage contents same day
- ☒ No need to store garage contents elsewhere overnight
- ☒ Prevents Hot Tire Pickup

*Return of vehicles to garage 24 hours after project completion.

Getting Ready for your FLEXMAR® Garage Floor

Hours or the Day Before:

Remove vehicles and belongings from the garage.



The Day Of:

*4 hours of preparation and installation
+ 2 hours for curing.*



Hours After Installation:

*Return belongings 2 hours after installation.
Return your vehicle 24 hours after installation.*



Resinous, Liquid Applied, Seamless Flooring



Resinous

Two-component NextGen® polyaspartic coatings systems.



Liquid Applied

FLEXMAR® NextGen® polyaspartics are poured and rolled onto the concrete flooring.



Decorative

Color flakes are broadcast to rejection into the still-wet polyaspartic base coat.



Seamless

Cracks and seams are filled in and ground to create a seamless surface.

- ▶ Coatings dry in about an hour and floor surfaces can be used as normal in 1 to 2 hours after application... in virtually any temperature and relative humidity range!
- ▶ 0 VOC coatings with virtually no odor.
- ▶ Resist stains with a tough, hard finish that seals the concrete surface.
- ▶ Excellent hot tire pickup resistance. Not guaranteed against tire staining.
- ▶ Impervious to chemicals, oils, kerosene, gasoline . . . even mild acids!
- ▶ Virtually maintenance free! Sweep or wet mop for a like-new appearance.
- ▶ Up to 4 times more durable than other coatings technologies.
- ▶ Colors won't fade or yellow with age or exposure to UV sunlight rays.
- ▶ Manufactured with all polyaspartic resin technology.
- ▶ Factory-pigmented colors for superior hide and consistent batch-to-batch color.
- ▶ Self-Coving



Before



After



After





If it isn't FLEXMAR®, it's just another coating.



FLEXMAR® polyaspartic coatings and sealers contribute toward satisfying credits in the Indoor Environmental Quality and Materials and Resources categories under LEED.*

*"USGBC" and related logo is a trademark owned by the U.S. Green Building Council and is used with the permission. "LEED" is a trademark owned by the U.S. Green Building Council and is used with the permission.



Your FLEXMAR®-Qualified Applicator:



*DEALER/APPLICATOR
BUSINESS CARD*

FLEXMAR®

COATINGS, INC.

Toll-Free: 877-339-1442
www.FlexmarPolyaspartics.com

Information in this brochure is the property of FLEXMAR® Coatings, Inc. and may not be used without express consent of FLEXMAR® Coatings.